




This is a comprehensive checklist of things to look for and consider when maintaining your commercial roof.

TASKS	DATE COMPLETED
 <p>Inspect for Damages Look for cracks, punctures, missing shingles (shingle roofs), popped seams (flat roofs), and signs of interior water damage.</p>	<input type="text"/>
 <p>Clean your Roof Remove debris, such as fallen branches or leaves.</p>	<input type="text"/>
 <p>Check your Gutters and Downspouts Remove items that may clog the system such as leaves.</p>	<input type="text"/>
 <p>Look for Signs of Wear and Tear Check the flashings and seals around roof penetrations, such as vents and skylights.</p>	<input type="text"/>
 <p>Check your Roof's Drainage System Make sure that water is draining properly from your roof and is not standing on your roof for extended periods.</p>	<input type="text"/>
 <p>Assess the Condition of your Roof Membrane Check for signs of damage, such as cracks, blisters, exposed reinforcing fabric, or granule loss</p>	<input type="text"/>